

# Lewis J. Ort Library

## How to Find Your 14 Digit Barcode Number to Access Library Resources

### Accessing Resources and Services

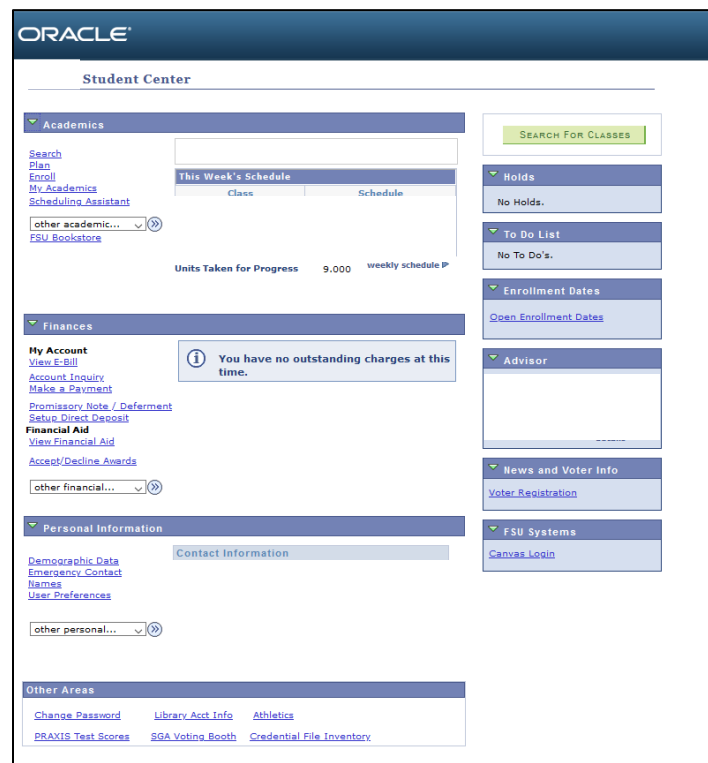
In order to access resources from off campus and services, like Interlibrary Loan (ILL), Library Account, or requesting items from other campus libraries, you need to have your 14-digit barcode.



The 14-digit barcode will be found on your FSU ID. If you do not have an FSU ID, you can find your 14-digit barcode through PAWS.

### Finding your 14-Digit Barcode through PAWS

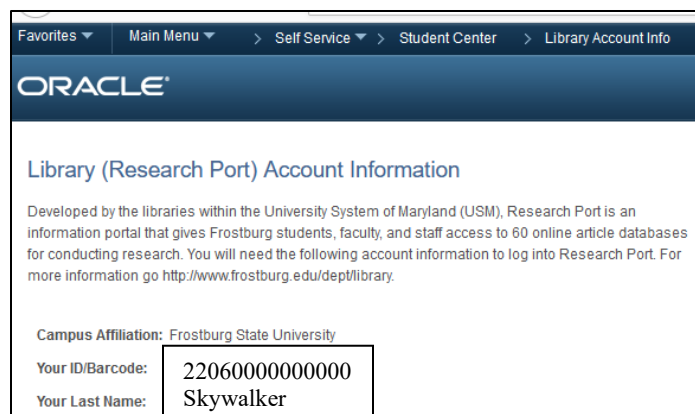
- There are 2 ways to find your 14-digit barcode in PAWS.
- First step is to log into PAWS using your FSU username and password
- The PAWS screen should look similar to image below.



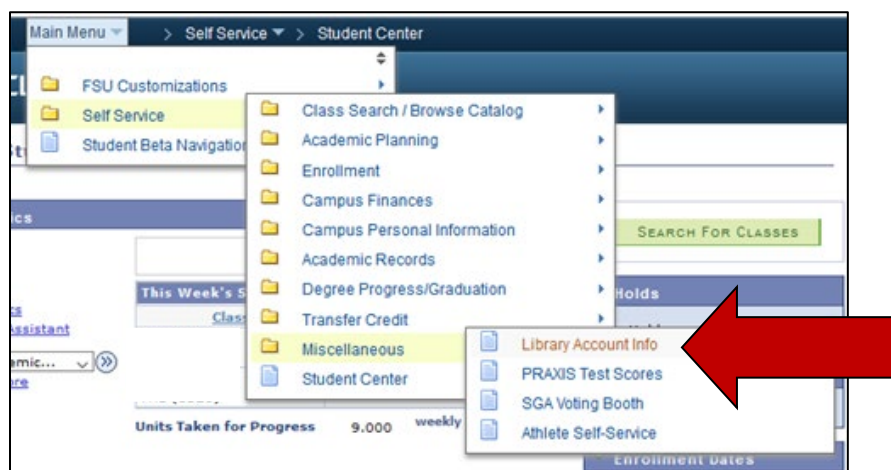
- First way to find your 14-digit library barcode:
  - After logging into PAWS, you will already be on the Self-Service screen.
  - You just need to Click on the link at the bottom of the screen that says Library Account Info, under Other Areas.



- Your 14-digit barcode will be found here.
- See the image below for the information that should be seen when you follow these steps.



- Your barcode is what you will need to login to access library resources from off-campus.
- Second way to find your 14-digit library barcode:
  - After logging into PAWS, click on Main Menu
  - Click on Self-Service.
  - Click on Miscellaneous.
  - Select Library Account Information.
  - The image below shows the steps you would select.



- Your 14-digit barcode will be found here.
- See the image below for the information that should be seen when you follow these steps.

**ORACLE**

Library (Research Port) Account Information

Developed by the libraries within the University System of Maryland (USM), Research Port is an information portal that gives Frostburg students, faculty, and staff access to 60 online article databases for conducting research. You will need the following account information to log into Research Port. For more information go <http://www.frostburg.edu/dept/library>.

Campus Affiliation: Frostburg State University

Your ID/Barcode: 22060000000000

Your Last Name: Skywalker

- Your barcode is what you will need to login to access library resources from off-campus.

## Accessing Resources and Services

When you access the databases from off campus, you will be prompted to login to access these resources with the following screen:

**Log in to Library Services**

**University System of Maryland and Affiliated Institutions (USMAI)**

Campus affiliation: Frostburg State University

Your ID/barcode:   
enter the 14 digit number from your ID;  
do not enter spaces

Your last name:

**Log in** **Cancel**

If you access Interlibrary Loan (ILL) you will be prompted to login to access this service with the following screen:

**ILLiad**

Enter your user information below.  
Then press the Logon to ILLiad button to continue.

**ILLiad Logon** \* Indicates required field

\*FSU ID Barcode

\*Last Name  
(ex. Smith,  
Case Sensitive)

**Logon to ILLiad**

Forgot Password?  
First Time Users

For additional assistance:

- See <https://libguides.frostburg.edu/ask> to chat with a Research Librarian
- Stop by the Library Services Main Desk on the 3<sup>rd</sup> floor
- Call 301-687-4395
- E-mail [libref@frostburg.edu](mailto:libref@frostburg.edu)